




SMART ENERGY SOLUTIONS
 E-mail: sales@smartlednc.com
www.smartlednc.com



AM



DM



YM1



YM2

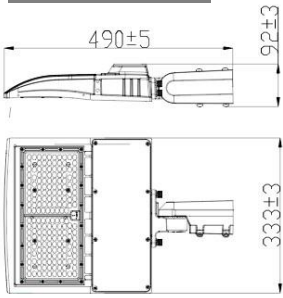


A&D

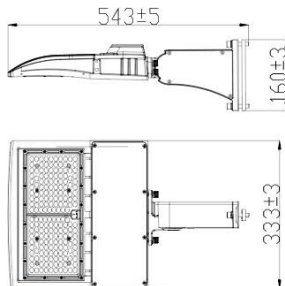


FM

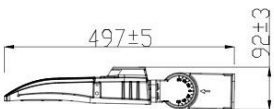
DIMENSIONS



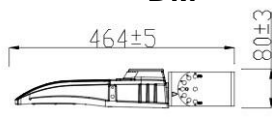
AM



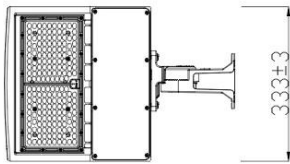
DM



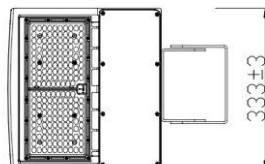
YM1



YM2



A&D



FM

P/N: AST-S-G14-150WBT3A1-abcdeg

Note:

AST= Company name;

S-G14 = Product series,LED Flood Light;

150W = Rating Power;

B =Lumileds LED;

T3=TYPE III;

A1 stands for input voltage: 120-277VAC;

"a" can be any two letters to represent lamp colors , BR=Brown, BH=Black, or Customized;

"b" can be "3RP", "3NP", "5RP", "5NP", "7RP" or "7NP" for Photocontrol type provided or blank for no Photocontrol provided;

"c" can be "10SP" or "20SP" for Surge-protective Device type provided or blank for no Surge-Protective Device provided;

"d" can be "DM", "DP", "Z", "ZM", "ZP" or blank for DC sensor type provided or not;

"e" can be "AM", "DM", "YM1", "YM2", "A&D" or

"FM" to represent mounting bracket types;

"g" can be any two digits to represent CCT, can be

30=3000K,35=3500K,40=4000K,45=4500K,

50=5000K, 57=5700K;

ADVANTAGE

- UL cUL DLC-V5.1(Premium) certificate;
- Lumileds Chip, high CRI;
- Input voltage 120-277VAC;
- Output constant current lever can be: adjusted through output cable with 1-10V;
- No UV or IR in the beam;
- Easy to install and operate;
- Energy saving, long lifespan;
- Light is soft and uniform, safe to eyes;
- Instant start, NO flickering, NO humming;
- Green and eco-friendly without mercury;

APPLICATION

- Factory floor, libraries, square, park;
- Supermarkets, railway stations, exhibition hall;
- Convention and exhibition center, warehouse;
- Advertising lighting, etc;

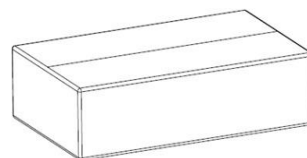
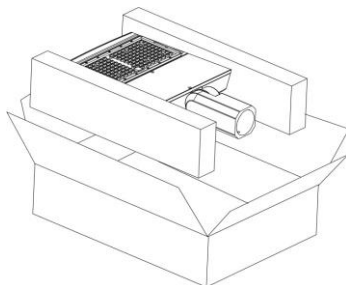
SPECIFICATIONS

OPTICAL	Input Power (Tolerance : $\pm 10\%$)	150W
	Color Temperature	3000K 3500K 4000K 4500K 5000K 5700K
	Lumen (Tolerance : -10%)	20012LM 20199LM 20385LM 20541LM 20697LM 21133LM
	Efficacy (Tolerance : -3%)	133.7LM/W 134.9LM/W 136LM/W 137LM/W 138LM/W 141LM/W
	CRI	>80
	Color Consistency	<6 Steps (or <6 SDCM)
	BUG	B3-U0-G3
	Distribution Pattern	TYPE III
Beam Angle (50%) (Tolerance : $\pm 15\%$)	150*100 Degree	
ELECTRICAL	Input Voltage and Frequency	120-277VAC, 50/60Hz
	PF (Tolerance : -3%)	≥ 0.9
	THD (Tolerance : +5%)	$\leq 20\%$
	Flicker Percent	<5%
	Driver Brand	BECKY
	Driver Model	BQE160A-260-PVF-AUX
	Driver Surge protection	L/N-PE: 6kV, L-N: 4kV
	Dimming	1-10V dimming standard
	Optional Accessory	Photocontrol, Surge-protective Device, DC Motion Microwave sensor, DC Motion PIR sensor, photocell receptacle, shorting cap
MATERIALS	LED Brand	Lumileds
	LED Type	SMD2835
	LED QTY	187 PCS
	Housing	Die-cast aluminum
	Housing Color	Brown, Black, or Customized
	EPA	1.3 ft ²
	Waterproof Rating	WET (IP65)
OTHERS	Operating Temperature	Without Motion Sensor: -35°C TO 50°C; With Motion Sensor: -30°C TO 50°C
	Storage Temperature	-25°C TO 85°C
	Operating Humidity	5% - 95% RH
	Storage Humidity	5% - 95% RH
	Warranty	5 years warranty with 24/7 operating hours Luminaire lifetime at 25°C.

PACKAGE

Bracket Type	Carton Size	Qty / Carton	Net Weight / Carton	Gross Weight / Carton
AM	515*385*155 MM	1 PC	4.3Kg	5.1Kg
DM	515*385*155 MM	1 PC	5.3Kg	7.1Kg
YM1	515*385*155 MM	1 PC	4.85Kg	5.65Kg
YM2	565*385*155 MM	1 PC	5.05Kg	6.15Kg
A&D	595*385*155 MM	1 PC	5.39Kg	6.49Kg
FM	565*385*155 MM	1 PC	4.85Kg	5.95Kg

Tolerance of Carton Size: ± 15 MM, Tolerance of Weight: $\pm 10\%$.



LIGHT DISTRIBUTION TESTING PARAMETERS < Type III >

Luminaire Property

Luminaire Manufacturer:
 Luminaire Category:
 Lamp Catalog:
 Number of Lamps:
 Luminous Length (mm):
 Luminous Height (mm):
 Current: 1.249 A
 Power Factor: 0.999

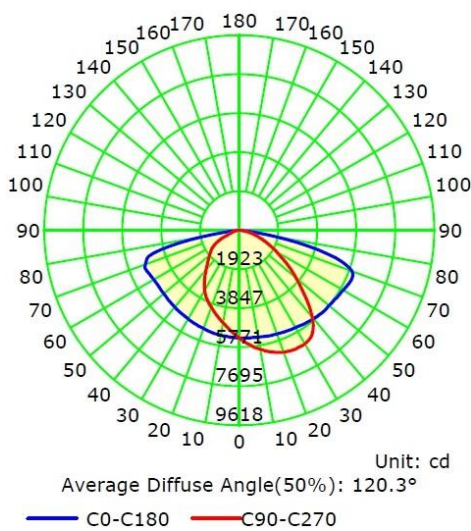
Luminaire Description:
 Lamp Description:
 Lumens per Lamp:
 Luminous Width (mm):
 Voltage: 120.0 V
 Power: 149.68 W

Photometric Results

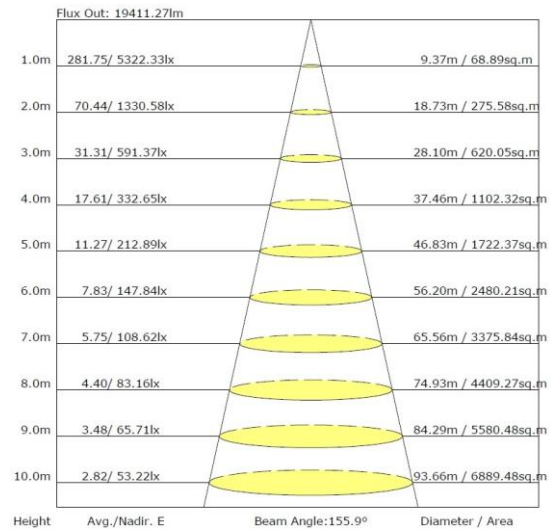
IES Classification: Type III
 Total Rated Lamp Lumens: 20012.2 lm
 Efficiency: 100%
 Upward Ratio: 0%
 C0r0 Intensity: 5322.33 cd
 Pos of Max. Intensity: H22.5 V68

Longitudinal Classification: Medium
 Measurement Flux: 20012.2 lm
 Downward Ratio: 100%
 Luminaire Efficacy Rating (LER): 133.75
 Max. Intensity: 7695.09 cd

Luminous Intensity Distribution Curve



The Average Illuminance Effective Figure



NOTICE FOR USER

- Please turn off power before install or change assembly parts.
- The input voltage and lamps should be matched, after connecting the power line, Please make sure the wiring section is insulated.
- No-professionals, must not install and disassemble the lamps.

TROUBLE SHOOTINGS

Troubles	Check points
Flickering of the light	Turn off the power and turn on again in 3 minutes. If same phenomena occur, then call agencies.
Out of working	Please check the connection.